ZHEJIANG CHAODING
MECHANICAL & ELECTRICAL EQUIPMENT CO., LTD.

Add: ShenAo Industrial Zone,DaXi,Wenling,Zhejiang
Tel: (+86)-576-86252555/86355666/86888222
Fax: (+86)-576-86252555
Ph: (+86)139 6766 5555
E-mail: cd@cnchady.com

www.cnchady.com

CHAODING MOTOR

About CHAODING

Zhejiang Chaoding Electromechanical Co., Ltd. founded in the 1980s and located in Wenling City, on the coast of East China Sea, produces vibrators, grinders, electric motors, and so on, with a staff of more than 300 (over 20 senior engineers). Our first-class processing centers and testing centers and equipment are the powerful guarantee of product quality. What' s more, we have implemented ISO and 5S fully, and been certified to CCC already. CHADY products have been rated as "Taizhou Famous Products", which are well sold not only in more than 30 provinces, cities and autonomous regions in China, but also in Europe, the Americas and Southeast Asia.

In the business philosophy of "Great Transcendence, Quality Innovation" , we firmly believe that quality is the lifeblood of an enterprise and have built a good image among customers. In fierce market competition, brand and profession are the key to survive. Zhejiang Chaoding Electromechanical Co., Ltd. knows it clearly and aims to become bigger, strengthen technical management and build a good image.

120 COUNTRIES

More than 120 sales network at home and abroad

30,000,000 RMB

Invest 30 million to build advanced industrial workshop

26+

Senior engineer more than 26 people

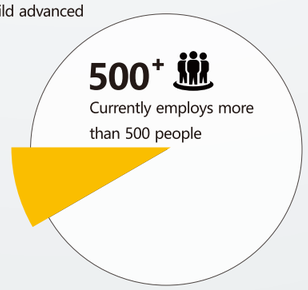

PRECISE MANUFACTURING

Chaoding Mechanical and electrical, together with well-known industrial designers, with large-scale project construction side, in China's urban construction field, commercial real estate, high-speed railway bridges, urban transportation and other fields, created a large number of classic project cases, with professional equipment to build the most beautiful home, Chaoding electromechanical will be manufactured as ZHI, Engineering case Application field ...

CONTENTS

1 PRODUCT
BREAKDOWN DIAGRAM 01-02

2 Y2 SERIES
THREE-PHASE ASYNCHRONOUS MOTOR 03-04

3 Y3 SERIES
THREE-PHASE ASYNCHRONOUS MOTOR 05-06

4 MS SERIES
THREE-PHASE ASYNCHRONOUS MOTOR 07-08

5 CMYC SERIES
SINGLE-PHASE ASYNCHRONOUS MOTOR 09-09

6 CMYL SERIES
SINGLE-PHASE ASYNCHRONOUS MOTOR 10-10

7 YC SERIES
SINGLE-PHASE ASYNCHRONOUS MOTOR 11-11

8 YL SERIES
SINGLE-PHASE ASYNCHRONOUS MOTOR 12-12

9 CK SERIES
SINGLE-PHASE ASYNCHRONOUS MOTOR 13-13

The mounting arrangements of the motors comply with IEC34-7 Recommendation.There are four basic arrangements shown as the following tables and figures.

Fundamental arrangement	B3					
Mounting arrangement	B3	B6	B7	B8	V5	V6
Diagram	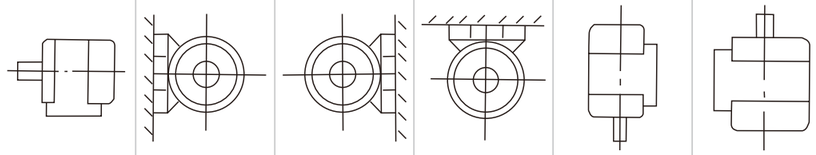					
Range of Manufacture (framesize)	56-400	56-160				

Fundamental arrangement	B5			B35		
Mounting arrangement	B5	V1	V3	B35	V15	V36
Diagram	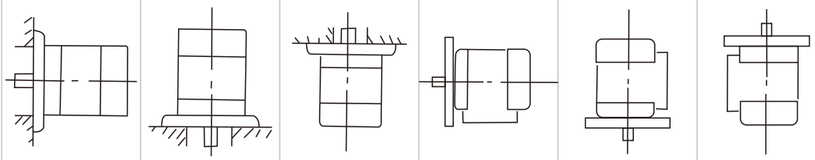					
Range of Manufacture (framesize)	56-280	56-355	56-160	56-400	56-160	

Fundamental arrangement	B14					
Mounting arrangement	B14	B34	V18	V58	V19	V69
Diagram	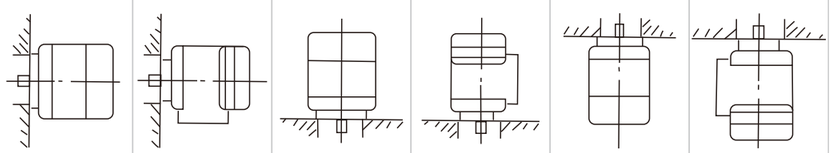					
Range of Manufacture (framesize)	56-132					



NO.	ITEM NO.
01	B5 Flange
02	B14 Flange
03	Front Endshield
04	Frame
05	Key
06	Oli Seal(V ring)
07	Bolt
08	Spring Washer
09	Ciriclip

NO.	ITEM NO.
10	Centrifugal Switch
11	Bearing
12	Stator
13	Feet
14	Nameplate
15	Rotor
16	Gasket
17	Rear Endshield
18	Fan

NO.	ITEM NO.
19	Fan Cover
20	Screw
21	Washer
22	Fan Clamp
23	Terminal Box Lid
24	Terminal Box Base
25	Cable Gland
26	Terminal Board
27	Running Capacitor
28	Starting Capacitor

Y2 SERIES THREE-PHASE ASYNCHRONOUS MOTOR

Innovation, Quality, Credit, Gold Brand

Confidence From Brand Concept, Creating A World-famous Enterprise

The product description

Y2 series motor Y series motor is improved products,product performance and attack the IEC standards,has the advantages of novel structure,beautiful shape and generous,little vibration,low voice.

Product related parameters

High stand center: 65-315mm
Power range: 0.37-110kw
The rated voltage: 380V
Rated frequency: 50Hz(60Hz)
Protection grade: IP54(orIP55)
Insulation class: F level
Working system: S1
Installation structure:
B3 (stand with foot, no flanged end cover)
B35 (stand with foot, end cover flange)
B5 (no foot stand, no flanged end cover)

TECHNICAL SPERCIFICATION 2 Poles

Model	Power(KW)	Speed(r/min)	Current(A)	Efficiency(%)	Power factor (cosΦ)	Locked rotor current Rated current	Locked rotor torque Rated torque	Breakdown torque Rated torque
Y2-80M1-2	0.75	2875	1.77	77.5	0.83	6.8	2.3	2.3
Y2-80M2-2	1.1	2875	2.50	82.8	0.83	7.3	2.3	2.3
Y2-90S-2	1.5	2890	3.32	84.1	0.84	7.6	2.3	2.3
Y2-90L-2	2.2	2890	4.72	85.6	0.85	7.8	2.3	2.3
Y2-100L-2	3	2890	6.17	86.7	0.87	8.1	2.3	2.3
Y2-112M-2	4	2900	8.04	87.6	0.88	8.3	2.3	2.3
Y2-132S1-2	5.5	2910	11.2	88.6	0.88	8.0	2.2	2.3
Y2-132S2-2	7.5	2910	14.6	89.5	0.89	7.8	2.2	2.3
Y2-160M1-2	11	2930	21.0	90.5	0.89	7.9	2.2	2.3
Y2-160M2-2	15	2930	28.4	91.3	0.89	8.0	2.2	2.3
Y2-160L-2	18.5	2930	34.7	91.8	0.89	8.1	2.2	2.3
Y2-180M-2	22	2940	41.6	92.2	0.89	8.2	2.2	2.3
Y2-200L1-2	30	2950	56.2	92.9	0.89	7.5	2.2	2.3
Y2-200L2-2	37	2950	68.2	93.3	0.89	7.5	2.2	2.3
Y2-225M-2	45	2970	82.5	93.7	0.89	7.6	2.2	2.3
Y2-250M-2	55	2970	99.5	94.0	0.89	7.6	2.2	2.3
Y2-280S-2	75	2970	135	94.6	0.89	6.9	2.0	2.3
Y2-280M-2	90	2970	160	95.0	0.90	7.0	2.0	2.3
Y2-315S-2	110	2980	194	95.7	0.90	7.1	2.0	2.2

TECHNICAL SPERCIFICATION 4 Poles

Model	Power(KW)	Speed(r/min)	Current(A)	Efficiency(%)	Power factor (cosΦ)	Locked rotor current Rated current	Locked rotor torque Rated torque	Breakdown torque Rated torque
Y2-80M1-4	0.55	1400	1.57	80.7	0.75	6.3	2.3	2.3
Y2-80M2-4	0.75	1400	1.88	82.3	0.75	6.5	2.3	2.3
Y2-90S-4	1.1	1410	2.66	83.8	0.75	6.6	2.3	2.3
Y2-90L-4	1.5	1410	3.57	85.0	0.75	6.9	2.3	2.3
Y2-100L1-4	2.2	1440	4.88	86.4	0.81	7.5	2.3	2.3
Y2-100L2-4	3	1440	6.50	87.4	0.82	7.6	2.3	2.3
Y2-112M-4	4	1445	8.55	88.3	0.85	7.7	2.3	2.3
Y2-132S-4	5.5	1455	11.5	89.2	0.82	7.5	2.0	2.3
Y2-132M-4	7.5	1455	15.3	90.1	0.83	7.4	2.0	2.3
Y2-160M-4	11	1460	22.1	91.0	0.85	7.5	2.2	2.3
Y2-180M-4	18.5	1470	35.8	92.2	0.86	7.8	2.2	2.3
Y2-180L-4	22	1470	42	92.6	0.86	7.8	2.2	2.3
Y2-200L-4	30	1470	57.3	93.2	0.86	7.2	2.2	2.3
Y2-225S-4	37	1480	69.7	93.6	0.86	7.3	2.2	2.3
Y2-225M-4	45	1480	84.3	93.9	0.86	7.4	2.2	2.3
Y2-250M-4	55	1480	103	94.2	0.86	7.4	2.2	2.3
Y2-280S-4	75	1480	139	91.7	0.88	6.7	2.2	2.3
Y2-280M-4	90	1480	167	95.0	0.88	6.9	2.2	2.3
Y2-315S-4	110	1490	201	95.4	0.88	6.9	2.2	2.2

TECHNICAL SPERCIFICATION 6 Poles

Model	Power(KW)	Speed(r/min)	Current(A)	Efficiency(%)	Power factor (cosΦ)	Locked rotor current Rated current	Locked rotor torque Rated torque	Breakdown torque Rated torque
Y2-801-6	0.37	890	1.30	62	0.70	4.7	1.9	2.0
Y2-802-6	0.55	890	1.79	65	0.72	4.7	1.9	2.1
Y2-90S-6	0.75	910	2.29	69	0.72	5.5	2.0	2.1
Y2-90L-6	1.1	910	3.18	72	0.73	5.5	2.0	2.1
Y2-100L-6	1.5	940	3.94	76	0.75	5.5	2.0	2.1
Y2-112M-6	2.2	940	5.60	79	0.76	6.5	2.0	2.1
Y2-132S-6	3.0	960	7.40	81	0.76	6.5	2.1	2.1
Y2-132M1-6	4.0	960	9.80	82	0.76	6.5	2.1	2.1
Y2-132M2-6	5.5	960	12.9	84	0.77	6.5	2.1	2.1
Y2-160M-6	7.5	970	17.0	86	0.78	6.5	2.0	2.1
Y2-160L-6	11	970	24.2	87.5	0.81	7.0	2.0	2.1
Y2-180L-6	15	970	31.6	89	0.81	7.0	2.0	2.1
Y2-200L1-6	18.5	970	38.6	90	0.83	7.0	2.1	2.1
Y2-200L2-6	22	970	44.7	90	0.84	7.0	2.1	2.1
Y2-225M-6	30	980	59.3	91.5	0.86	7.0	2.0	2.1
Y2-250M-6	37	980	71.0	92	0.86	7.0	2.1	2.1
Y2-280S-6	45	980	86.0	92.5	0.86	7.0	2.1	2.0
Y2-280M-6	55	980	105	92.8	0.86	7.0	2.1	2.0
Y2-315S-6	75	990	141	93.5	0.86	7.0	2.0	2.0
Y2-315M-6	90	990	169	93.8	0.86	7.0	2.0	2.0
Y2-315L1-6	110	990	206	94	0.86	6.7	2.0	2.0

Y3 SERIES THREE-PHASE ASYNCHRONOUS MOTOR

Innovation, Quality, Credit, Gold Brand

Confidence From Brand Concept, Creating A World-famous Enterprise

The product description

Y3 series three phase asynchronous motor si a highly efficient electric motor,the product reached the international advanced level in the 90 s,it fully compound the relevant provisions of the GB/T22722-2008 standard,is the upgrading products of Y series motor,has the advantages of novel structure,beautiful shape,low vibration,low noise,etc.Widely used all kinds of machine tools,indusrial machinery,agricultural machinery,food machinery fan,water pump,air compressor,the mixer,reducer and the building industry.

Product related parameters

High stand center:71-315mm
Power range:0.55-110kw
Environment temperature:-15℃~40℃
Altitude:no more than 1000m
The rated voltage:380v
Rated frequency:50Hz、60Hz
Protection grade:IP55
Insulation class:F level、H level
Cooling way:ico141
Working system:S1
Connection method:3 kw and the following y connection,4 kw and above △ connection

TECHNICAL SPERCIFICATION 2 Poles

Model	Power(KW)	Speed(r/min)	Current(A)	Efficiency(%)	Power factor (cosΦ)	Locked rotor current Rated current	Locked rotor torque Rated torque	Breakdown torque Rated torque
Y3-80M1-2	0.75	2875	1.77	77.5	0.83	6.8	2.3	2.3
Y3-80M2-2	1.1	2875	2.50	82.8	0.83	7.3	2.3	2.3
Y3-90S-2	1.5	2890	3.32	84.1	0.84	7.6	2.3	2.3
Y3-90L-2	2.2	2890	4.72	85.6	0.85	7.8	2.3	2.3
Y3-100L-2	3	2890	6.17	86.7	0.87	8.1	2.3	2.3
Y3-112M-2	4	2900	8.04	87.6	0.88	8.3	2.3	2.3
Y3-132S1-2	5.5	2910	11.2	88.6	0.88	8.0	2.2	2.3
Y3-132S2-2	7.5	2910	14.6	89.5	0.89	7.8	2.2	2.3
Y3-160M1-2	11	2930	21.0	90.5	0.89	7.9	2.2	2.3
Y3-160M2-2	15	2930	28.4	91.3	0.89	8.0	2.2	2.3
Y3-160L-2	18.5	2930	34.7	91.8	0.89	8.1	2.2	2.3
Y3-180M-2	22	2940	41.6	92.2	0.89	8.2	2.2	2.3
Y3-200L1-2	30	2950	56.2	92.9	0.89	7.5	2.2	2.3
Y3-200L2-2	37	2950	68.2	93.3	0.89	7.5	2.2	2.3
Y3-225M-2	45	2970	82.5	93.7	0.89	7.6	2.2	2.3
Y3-250M-2	55	2970	99.5	94.0	0.89	7.6	2.2	2.3
Y3-280S-2	75	2970	135	94.6	0.89	6.9	2.0	2.3
Y3-280M-2	90	2970	160	95.0	0.90	7.0	2.0	2.3
Y3-315S-2	110	2980	194	95.0	0.90	7.1	2.0	2.2

TECHNICAL SPERCIFICATION 4 Poles

Model	Power(KW)	Speed(r/min)	Current(A)	Efficiency(%)	Power factor (cosΦ)	Locked rotor current Rated current	Locked rotor torque Rated torque	Breakdown torque Rated torque
Y3-80M1-4	0.55	1400	1.57	80.7	0.75	6.3	2.3	2.3
Y3-80M2-4	0.75	1400	1.88	82.3	0.75	6.5	2.3	2.3
Y3-90S-4	1.1	1410	2.66	83.8	0.75	6.6	2.3	2.3
Y3-90L-4	1.5	1410	3.57	85.0	0.75	6.9	2.3	2.3
Y3-100L1-4	2.2	1440	4.88	86.4	0.81	7.5	2.3	2.3
Y3-100L2-4	3	1440	6.50	87.4	0.82	7.6	2.3	2.3
Y3-112M-4	4	1445	8.55	88.3	0.82	7.7	2.3	2.3
Y3-132S-4	5.5	1455	11.5	89.2	0.82	7.5	2.0	2.3
Y3-132M-4	7.5	1455	15.3	90.1	0.83	7.4	2.0	2.3
Y3-160M-4	11	1460	22.1	91.0	0.85	7.5	2.2	2.3
Y3-160L-4	15	1460	29.6	91.8	0.86	7.5	2.2	2.3
Y3-180M-4	18.5	1470	35.8	92.2	0.86	7.8	2.2	2.3
Y3-180L-4	22	1470	42	92.6	0.86	7.8	2.2	2.3
Y3-200L-4	30	1470	57.3	93.2	0.86	7.2	2.2	2.3
Y3-225S-4	37	1480	69.7	93.6	0.86	7.3	2.2	2.3
Y3-250M-4	55	1480	103	94.2	0.86	7.4	2.2	2.3
Y3-280S-4	75	1480	139	91.7	0.88	6.7	2.2	2.3
Y3-280M-4	90	1480	167	95.0	0.88	6.9	2.2	2.3
Y3-315S-4	110	1490	201	95.4	0.88	6.9	2.2	2.2

TECHNICAL SPERCIFICATION 6 Poles

Model	Power(KW)	Speed(r/min)	Current(A)	Efficiency(%)	Power factor (cosΦ)	Locked rotor current Rated current	Locked rotor torque Rated torque	Breakdown torque Rated torque
Y3-90S-6	0.75	920	2.08	77.7	0.72	5.8	2.1	2.1
Y3-90L-6	1.1	920	2.97	79.9	0.73	5.9	2.1	2.1
Y3-100L-6	1.5	950	3.80	81.5	0.74	6.0	2.1	2.1
Y3-112M-6	2.2	950	5.37	83.4	0.74	6.0	2.1	2.1
Y3-132S-6	3	965	7.19	84.9	0.74	6.2	2.0	2.1
Y3-132M1-6	4	965	9.43	86.1	0.74	6.8	2.0	2.1
Y3-132M2-6	5.5	965	12.6	87.4	0.75	7.1	2.0	2.1
Y3-160M-6	7.5	975	16.7	89.1	0.78	6.7	2.1	2.1
Y3-160L-6	11	975	24.1	90.0	0.79	6.9	2.1	2.1
Y3-180L-6	15	975	31.4	91.0	0.81	7.2	2.0	2.1
Y3-200L1-6	18.5	975	38.3	91.5	0.81	7.2	2.1	2.1
Y3-200L2-6	22	975	44.3	92.0	0.82	7.3	2.1	2.1
Y3-225M-6	30	985	59.2	92.5	0.81	7.1	2.0	2.1
Y3-250M-6	37	985	71.8	93.0	0.84	7.1	2.1	2.1
Y3-280S-6	45	985	85.8	93.5	0.86	7.2	2.1	2.0
Y3-280M-6	55	985	104	93.8	0.86	7.2	2.1	2.0
Y3-315S-6	75	990	141	94.2	0.85	6.7	2.0	2.0
Y3-315M-6	90	990	169	94.5	0.84	6.7	2.0	2.0
Y3-315L1-6	110	990	206	95.0	0.85	6.7	2.0	2.0

MS SERIES THREE-PHASE ASYNCHRONOUS MOTOR

Innovation, Quality, Credit, Gold Brand

Confidence From Brand Concept, Creating A World-famous Enterprise

The product description

MS series motor is improved products,product performance and attack the IEC standards,has the advantages of novel structure,beautiful shape and generous,little vibration,low voice.

Product related parameters

High stand center: 65-315mm
Power range: 0.37-110kw
The rated voltage: 380V
Rated frequency: 50Hz(60Hz)
Protection grade: IP54(orIP55)
Insulation class: F level
Working system: S1
Installation structure:
B3 (stand with foot, no flanged end cover)
B35 (stand with foot, end cover flange)
B5 (no foot stand, no flanged end cover)



TECHNICAL SPERCIFICATION 2 Poles

Model	Power(KW)	Speed(r/min)	Current(A)	Efficiency(%)	Power factor (cosΦ)	Locked rotor current Rated current	Locked rotor torque Rated torque	Breakdown torque Rated torque
MS-80M1-2	0.75	2875	1.77	77.5	0.83	6.8	2.3	2.3
MS-80M2-2	1.1	2875	2.50	82.8	0.83	7.3	2.3	2.3
MS-90S-2	1.5	2890	3.32	84.1	0.84	7.6	2.3	2.3
MS-90L-2	2.2	2890	4.72	85.6	0.85	7.8	2.3	2.3
MS-100L-2	3	2890	6.17	86.7	0.87	8.1	2.3	2.3
MS-112M-2	4	2900	8.04	87.6	0.88	8.3	2.3	2.3
MS-132S1-2	5.5	2910	11.2	88.6	0.88	8.0	2.2	2.3
MS-132S2-2	7.5	2910	14.6	89.5	0.89	7.8	2.2	2.3
MS-160M1-2	11	2930	21.0	90.5	0.89	7.9	2.2	2.3
MS-160M2-2	15	2930	28.4	91.3	0.89	8.0	2.2	2.3
MS-160L-2	18.5	2930	34.7	91.8	0.89	8.1	2.2	2.3

TECHNICAL SPERCIFICATION 4 Poles

Model	Power(KW)	Speed(r/min)	Current(A)	Efficiency(%)	Power factor (cosΦ)	Locked rotor current Rated current	Locked rotor torque Rated torque	Breakdown torque Rated torque
MS-80M1-4	0.55	1400	1.57	80.7	0.75	6.3	2.3	2.3
MS-80M2-4	0.75	1400	1.88	82.3	0.75	6.5	2.3	2.3
MS-90S-4	1.1	1410	2.66	83.8	0.75	6.6	2.3	2.3
MS-90L-4	1.5	1410	3.57	85.0	0.75	6.9	2.3	2.3
MS-100L1-4	2.2	1440	4.88	86.4	0.81	7.5	2.3	2.3
MS-100L2-4	3	1440	6.50	87.4	0.82	7.6	2.3	2.3
MS-112M-4	4	1445	8.55	88.3	0.85	7.7	2.3	2.3
MS-132S-4	5.5	1455	11.5	89.2	0.82	7.5	2.0	2.3
MS-132M-4	7.5	1455	15.3	90.1	0.83	7.4	2.0	2.3
MS-160M-4	11	1460	22.1	91.0	0.85	7.5	2.2	2.3

TECHNICAL SPERCIFICATION 6 Poles

Model	Power(KW)	Speed(r/min)	Current(A)	Efficiency(%)	Power factor (cosΦ)	Locked rotor current Rated current	Locked rotor torque Rated torque	Breakdown torque Rated torque
MS-801-6	0.37	890	1.30	62	0.70	4.7	1.9	2.0
MS-802-6	0.55	890	1.79	65	0.72	4.7	1.9	2.1
MS-90S-6	0.75	910	2.29	69	0.72	5.5	2.0	2.1
MS-90L-6	1.1	910	3.18	72	0.73	5.5	2.0	2.1
MS-100L-6	1.5	940	3.94	76	0.75	5.5	2.0	2.1
MS-112M-6	2.2	940	5.60	79	0.76	6.5	2.0	2.1
MS-132S-6	3.0	960	7.40	81	0.76	6.5	2.1	2.1
MS-132M1-6	4.0	960	9.80	82	0.76	6.5	2.1	2.1
MS-132M2-6	5.5	960	12.9	84	0.77	6.5	2.1	2.1
MS-160M-6	7.5	970	17.0	86	0.78	6.5	2.0	2.1
MS-160L-6	11	970	24.2	87.5	0.81	7.0	2.0	2.1

CMYC SERIES SINGLE-PHASE ASYNCHRONOUS MOTOR

Innovation, Quality, Credit, Gold Brand

Confidence From Brand Concept, Creating A World-famous Enterprise

Applications

Air compressors, refrigerator, remedy apparatus and machine tools, etc.

Features

High starting torque, low energy consumption. Cast iron and cast aluminum frames. The basic type is rated at 220V/50Hz. It also can be provided with 110V/220V,110V,240V and 60Hz.

TECHNICAL SPERCIFICATION

Model	Power(KW)	Speed(r/min)	Current(A)	Efficiency(%)	Power factor (cosΦ)	Locked rotor current Rated current	Locked rotor torque Rated torque	Breakdown torque Rated torque
CMYC80A-2	0.37	2840	3.5	66	0.77	6.5	3	2.0
CMYC80B-2	0.55	2850	5.04	67	0.74	6.5	3	2.0
CMYC80C-2	0.75	2850	6.68	68	0.75	6.5	3	2.0
CMYC90S-2	1.1	2850	8.93	70	0.80	7	2.8	2.0
CMYC90L-2	1.5	2870	11.4	73	0.82	7	2.8	2.0
CMYC100L-2	2.2	2900	16.5	74	0.82	7	2.56	2.0
CMYC112M1-2	3	2900	21.4	76	0.84	7	2.2	2.0
CMYC112M2-2	3.7	2900	24.8	79	0.86	7	2.2	2.0
CMYC80B-4	0.37	1400	4.69	56	0.64	6	3	2.0
CMYC80C-4	0.55	1400	6.0	60	0.65	6	3	2.0
CMYC90S-4	0.75	1400	7.5	63	0.72	6.5	2.8	2.0
CMYC90L-4	1.1	1420	10.4	67	0.72	6.5	2.8	2.0
CMYC100L-4	1.5	1440	13.0	72	0.73	6.5	2.8	2.0
CMYC112M-4	2.2	1450	18.5	73	0.74	6.5	2.5	2.0
CMYC132S1-4	3	1450	22.4	76	0.80	6.5	2.2	2.0
CMYC132S2-4	3.7	1450	26.0	79	0.82	6.5	2.2	2.0

CMYL SERIES SINGLE-PHASE ASYNCHRONOUS MOTOR

Innovation, Quality, Credit, Gold Brand

Confidence From Brand Concept, Creating A World-famous Enterprise

Applications

Air compressors, refrigerator, remedy apparatus and machine tools, etc.

Features

High starting torque, low energy consumption. Cast iron and cast aluminum frames. The basic type is rated at 220V/50Hz. It also can be provided with 110V/220V,110V,240V and 60Hz.

TECHNICAL SPERCIFICATION

Model	Power(KW)	Speed(r/min)	Current(A)	Efficiency(%)	Power factor (cosΦ)	Locked rotor current Rated current	Locked rotor torque Rated torque	Breakdown torque Rated torque
CMYL801-2	0.75	2800	5.15	72	0.92	1.8	29	1.7
CMYL802-2	1.1	2800	6.85	75	0.95	1.8	40	1.7
CMYL90S-2	1.5	2800	9.44	76	0.95	1.7	55	1.7
CMYL90L-2	2.2	2800	13.67	77	0.95	1.7	80	1.7
CMYL100L-2	3	2900	18.2	79	0.95	1.7	110	1.7
CMYL100L-2	3.7	2900	21.9	80	0.96	1.7	130	1.7
CMYL801-4	0.55	1400	3.88	68	0.92	1.8	21	1.7
CMYL802-4	0.75	1400	5.22	71	0.92	1.8	29	1.7
CMYL90S-4	1.1	1400	7.21	73	0.95	1.7	40	1.7
CMYL90L-4	1.5	1400	9.57	75	0.95	1.7	55	1.7
CMYL100L-4	2.2	1400	13.9	76	0.95	1.7	80	1.7
CMYL100L-4	3	1400	18.6	77	0.95	1.7	110	1.7
CMYL112M-4	3.7	1430	23	78	0.95	1.8	140	1.7

YC SERIES SINGLE-PHASE ASYNCHRONOUS MOTOR

Innovation, Quality, Credit, Gold Brand

Confidence From Brand Concept, Creating A World-famous Enterprise

Applications

Air compressors, refrigerator, remedy apparatus and machine tools, etc.

Features

High starting torque, low energy consumption. Cast iron and cast aluminum frames. The basic type is rated at 220V/50Hz. It also can be provided with 110V/220V,110V,240V and 60Hz.

TECHNICAL SPERCIFICATION

Model	Power(KW)	Speed(r/min)	Current(A)	Efficiency(%)	Power factor (cosΦ)	Locked rotor current Rated current	Locked rotor torque Rated torque	Breakdown torque Rated torque
YC80A-2	0.37	2840	3.5	66	0.77	6.5	3	2.0
YC80B-2	0.55	2850	5.04	67	0.74	6.5	3	2.0
YC80C-2	0.75	2850	6.68	68	0.75	6.5	3	2.0
YC90S-2	1.1	2850	8.93	70	0.80	7	2.8	2.0
YC90L-2	1.5	2870	11.4	73	0.82	7	2.8	2.0
YC100L-2	2.2	2900	16.5	74	0.82	7	2.56	2.0
YC112M1-2	3	2900	21.4	76	0.84	7	2.2	2.0
YC112M2-2	3.7	2900	24.8	79	0.86	7	2.2	2.0
YC80B-4	0.37	1400	4.69	56	0.64	6	3	2.0
YC80C-4	0.55	1400	6.0	60	0.65	6	3	2.0
YC90S-4	0.75	1400	7.5	63	0.72	6.5	2.8	2.0
YC90L-4	1.1	1420	10.4	67	0.72	6.5	2.8	2.0
YC100L-4	1.5	1440	13.0	72	0.73	6.5	2.8	2.0
YC112M-4	2.2	1450	18.5	73	0.74	6.5	2.5	2.0
YC132S1-4	3	1450	22.4	76	0.80	6.5	2.2	2.0
YC132S2-4	3.7	1450	26.0	79	0.82	6.5	2.2	2.0

YL SERIES SINGLE-PHASE ASYNCHRONOUS MOTOR

Innovation, Quality, Credit, Gold Brand

Confidence From Brand Concept, Creating A World-famous Enterprise

Applications

Air compressors, refrigerator, remedy apparatus and machine tools, etc.

Features

High starting torque, low energy consumption. Cast iron and cast aluminum frames. The basic type is rated at 220V/50Hz. It also can be provided with 110V/220V,110V,240V and 60Hz.

TECHNICAL SPERCIFICATION

Model	Power(KW)	Speed(r/min)	Current(A)	Efficiency(%)	Power factor (cosΦ)	Locked rotor current Rated current	Locked rotor torque Rated torque	Breakdown torque Rated torque
YL801-2	0.75	2800	5.15	72	0.92	1.8	29	1.7
YL802-2	1.1	2800	6.85	75	0.95	1.8	40	1.7
YL90S-2	1.5	2800	9.44	76	0.95	1.7	55	1.7
YL90L-2	2.2	2800	13.67	77	0.95	1.7	80	1.7
YL100L-2	3	2900	18.2	79	0.95	1.7	110	1.7
YL100L-2	3.7	2900	21.9	80	0.96	1.7	130	1.7
YL801-4	0.55	1400	3.88	68	0.92	1.8	21	1.7
YL802-4	0.75	1400	5.22	71	0.92	1.8	29	1.7
YL90S-4	1.1	1400	7.21	73	0.95	1.7	40	1.7
YL90L-4	1.5	1400	9.57	75	0.95	1.7	55	1.7
YL100L-4	2.2	1400	13.9	76	0.95	1.7	80	1.7
YL100L-4	3	1400	18.6	77	0.95	1.7	110	1.7
YL112M-4	3.7	1430	23	78	0.95	1.8	140	1.7

CK SERIES SINGLE-PHASE ASYNCHRONOUS MOTOR

Innovation, Quality, Credit, Gold Brand

Confidence From Brand Concept, Creating A World-famous Enterprise





- Environmental
- Quality
- Efficient
- Technology

TECHNICAL SPERCIFICATION 4 Poles

Model	Power(KW/HP)	Voltage(V)	Frequency(Hz)	G.W.(KG)	Material body	Size(cm)
CK-118A	1.1/1.5	220	50/60	18	Iron smooth	38*29*26
CK-118B	1.5/2.0	220	50/60	20	Iron smooth	40*31*26
CK-118C	2.2/3.0	220	50/60	30	Iron smooth	43*31*26
CK-118D	3.0/4.0	220	50/60	32	Iron smooth	43*31*26

RAL 6002	RAL 6011	RAL 6004	RAL 6012	RAL 6026
RAL 6028	RAL 6032	RAL 6034	RAL 7000	RAL 7010
RAL 7030	RAL 7036	RAL 7035	RAL 8001	RAL 8012
RAL 8017	RAL 8022	RAL 9006	RAL 9007	RAL 9005
RAL 9017	RAL 1001	RAL 1003	RAL 1011	RAL 1035
RAL 1034	RAL 2007	RAL 2010	RAL 2012	RAL 2003
RAL 2000	RAL 3001	RAL 3007	RAL 3017	RAL 3026
RAL 4011	RAL 4012	RAL 4003	RAL 4009	RAL 4001
RAL 5018	RAL 5007	RAL 5010	RAL 5017	RAL 5009
RAL 5015	RAL 5014	RAL 5004	RAL 5021	RAL 5019